

SAMPLE NAME: Martha Stewart- Tangerine Chill Gummy-25mg CBD 50mg L-Theanine - ITM002204 - MS1337T3282
 Infused, Solid Edible

CULTIVATOR / MANUFACTURER

Business Name:
License Number:
Address:

DISTRIBUTOR / TESTED FOR

Business Name: Open Book Extracts
License Number:
Address: 317 Lucy Garrett Road
 Roxboro NC 27574


SAMPLE DETAIL

Batch Number: 0000002635
Sample ID: 231023N013

Date Collected: 10/23/2023
Date Received: 10/23/2023
Batch Size:
Sample Size: 1.0 units
Unit Mass:
Serving Size: 4 grams per Serving



Scan QR code to verify authenticity of results.

CANNABINOID ANALYSIS - SUMMARY

Total THC: Not Detected
Total CBD: 6.508 mg/g
Sum of Cannabinoids: 6.555 mg/g
Total Cannabinoids: 6.555 mg/g

Total THC/CBD is calculated using the following formulas to take into account the loss of a carboxyl group during the decarboxylation step:
 Total THC = Δ^9 -THC + (THCa (0.877))
 Total CBD = CBD + (CBDa (0.877))
 Sum of Cannabinoids = Δ^9 -THC + THCa + CBD + CBDa + CBG + CBGa + THCV + THCVa + CBC + CBCa + CBDV + CBDVa + Δ^8 -THC + CBL + CBN
 Total Cannabinoids = (Δ^9 -THC+0.877*THCa) + (CBD+0.877*CBDa) + (CBG+0.877*CBGa) + (THCV+0.877*THCVa) + (CBC+0.877*CBCa) + (CBDV+0.877*CBDVa) + Δ^8 -THC + CBL + CBN

SAFETY ANALYSIS - SUMMARY


Δ^9-THC per Serving: ✔PASS	Pesticides: ✔PASS	Mycotoxins: ✔PASS
Residual Solvents: ✔PASS	Heavy Metals: ✔PASS	Microbiology (PCR): ✔PASS
Microbiology (Plating): ND	Foreign Material: ✔PASS	

For quality assurance purposes. Not a Regulatory Hemp Lab Test Report. These results relate only to the sample included on this report. This report shall not be reproduced, except in full, without written approval of the laboratory.

Sample Certification: California Code of Regulations Title 4 Division 19. Department of Cannabis Control Business and Professions Code. Reference: Sections 26100, 26104 and 26110, Business and Professions Code.

Decision Rule: Statements of conformity (e.g. Pass/Fail) to specifications are made in this report without taking measurement uncertainty into account. Where statements of conformity are made in this report, the following decision rules are applied: PASS - Results within limits/specifications, FAIL - Results exceed limits/specifications.

References: limit of detection (LOD), limit of quantification (LOQ), not detected (ND), not tested (NT), too numerous to count >250 cfu/plate (TNTC), colony-forming unit (cfu)


 LQC verified by: Josh Antunovich
 Job Title: Laboratory Director
 Date: 11/01/2023


 Approved by: Josh Wurzer
 Job Title: Chief Compliance Officer
 Date: 11/01/2023

Amendment to Certificate of Analysis 231023N013-001



Cannabinoid Analysis

Tested by high-performance liquid chromatography with diode-array detection (HPLC-DAD).

Method: QSP 1157 - Analysis of Cannabinoids by HPLC-DAD

TOTAL THC: **Not Detected**

Total THC (Δ^9 -THC+0.877*THCa)

TOTAL CBD: **6.508 mg/g**

Total CBD (CBD+0.877*CBDa)

TOTAL CANNABINOIDS: **6.555 mg/g**

Total Cannabinoids (Total THC) + (Total CBD) + (Total CBG) + (Total THCV) + (Total CBC) + (Total CBDV) + Δ^8 -THC + CBL + CBN

TOTAL CBG: **0.015 mg/g**

Total CBG (CBG+0.877*CBGa)

TOTAL THCV: **ND**

Total THCV (THCV+0.877*THCVa)

TOTAL CBC: **ND**

Total CBC (CBC+0.877*CBCa)

TOTAL CBDV: **0.032 mg/g**

Total CBDV (CBDV+0.877*CBDVa)

CANNABINOID TEST RESULTS - 10/24/2023

COMPOUND	LOD/LOQ (mg/g)	MEASUREMENT UNCERTAINTY (mg/g)	RESULT (mg/g)	RESULT (%)
CBD	0.004 / 0.011	±0.2427	6.508	0.6508
CBDV	0.002 / 0.012	±0.0013	0.032	0.0032
CBG	0.002 / 0.006	±0.0007	0.015	0.0015
Δ^9 -THC	0.002 / 0.014	N/A	ND	ND
Δ^8 -THC	0.01 / 0.02	N/A	ND	ND
THCa	0.001 / 0.005	N/A	ND	ND
THCV	0.002 / 0.012	N/A	ND	ND
THCVa	0.002 / 0.019	N/A	ND	ND
CBDa	0.001 / 0.026	N/A	ND	ND
CBDVa	0.001 / 0.018	N/A	ND	ND
CBGa	0.002 / 0.007	N/A	ND	ND
CBL	0.003 / 0.010	N/A	ND	ND
CBN	0.001 / 0.007	N/A	ND	ND
CBC	0.003 / 0.010	N/A	ND	ND
CBCa	0.001 / 0.015	N/A	ND	ND
SUM OF CANNABINOIDS			6.555 mg/g	0.6555%

Serving Size: 4 grams per Serving

Δ^9 -THC per Serving	ND	PASS
Total THC per Serving	ND	
CBD per Serving	26.032 mg/serving	
Total CBD per Serving	26.032 mg/serving	
Sum of Cannabinoids per Serving	26.220 mg/serving	
Total Cannabinoids per Serving	26.220 mg/serving	

Pesticide Analysis

Pesticide and plant growth regulator analysis utilizing high-performance liquid chromatography-mass spectrometry (HPLC-MS) or gas chromatography-mass spectrometry (GC-MS).

*GC-MS utilized where indicated.

Method: QSP 1212 - Analysis of Pesticides and Mycotoxins by LC-MS or QSP 1213 - Analysis of Pesticides by GC-MS

PESTICIDE TEST RESULTS - 11/01/2023 PASS

COMPOUND	LOD/LOQ (µg/g)	ACTION LIMIT (µg/g)	MEASUREMENT UNCERTAINTY (µg/g)	RESULT (µg/g)	RESULT
Abamectin	0.032 / 0.097	0.3	N/A	ND	PASS
Acephate	0.006 / 0.018	5	N/A	ND	PASS
Acequinocyl	0.009 / 0.027	4	N/A	ND	PASS
Acetamiprid	0.016 / 0.049	5	N/A	ND	PASS
Aldicarb	0.030 / 0.090	≥ LOD	N/A	ND	PASS
Allethrin	0.030 / 0.092		N/A	ND	
Atrazine	0.006 / 0.019		N/A	ND	
Azadirachtin	0.082 / 0.248		N/A	ND	
Azoxystrobin	0.003 / 0.009	40	N/A	ND	PASS
Benzovindiflupyr	0.003 / 0.009		N/A	ND	
Bifenazate	0.003 / 0.009	5	N/A	ND	PASS

Continued on next page



Pesticide Analysis *Continued*

PESTICIDE TEST RESULTS - 11/01/2023 *continued* ✔ PASS

COMPOUND	LOD/LOQ (µg/g)	ACTION LIMIT (µg/g)	MEASUREMENT UNCERTAINTY (µg/g)	RESULT (µg/g)	RESULT
Bifenthrin	0.021 / 0.064	0.5	N/A	ND	PASS
Boscalid	0.003 / 0.009	10	N/A	ND	PASS
Buprofezin	0.006 / 0.019		N/A	ND	
Captan	0.045 / 0.135	5	N/A	ND	PASS
Carbaryl	0.007 / 0.020	0.5	N/A	ND	PASS
Carbofuran	0.003 / 0.008	≥ LOD	N/A	ND	PASS
Chlorantraniliprole	0.006 / 0.018	40	N/A	ND	PASS
Chlordane*	0.010 / 0.032	≥ LOD	N/A	ND	PASS
Chlorfenapyr*	0.005 / 0.015	≥ LOD	N/A	ND	PASS
Chloromequat chloride	0.022 / 0.066		N/A	ND	
Chlorpyrifos	0.013 / 0.039	≥ LOD	N/A	ND	PASS
Clofentezine	0.003 / 0.009	0.5	N/A	ND	PASS
Clothianidin	0.008 / 0.025		N/A	ND	
Coumaphos	0.003 / 0.010	≥ LOD	N/A	ND	PASS
Cyantraniliprole	0.003 / 0.010		N/A	ND	
Cyfluthrin	0.052 / 0.159	1	N/A	ND	PASS
Cypermethrin	0.051 / 0.153	1	N/A	ND	PASS
Cyprodinil	0.003 / 0.008		N/A	ND	
Daminozide	0.026 / 0.077	≥ LOD	N/A	ND	PASS
Deltamethrin	0.059 / 0.180		N/A	ND	
Diazinon	0.006 / 0.017	0.2	N/A	ND	PASS
Dichlorvos (DDVP)	0.012 / 0.038	≥ LOD	N/A	ND	PASS
Dimethoate	0.003 / 0.009	≥ LOD	N/A	ND	PASS
Dimethomorph	0.016 / 0.050	20	N/A	ND	PASS
Dinotefuran	0.010 / 0.030		N/A	ND	
Diuron	0.013 / 0.040		N/A	ND	
Dodemorph	0.012 / 0.035		N/A	ND	
Endosulfan sulfate	0.016 / 0.048		N/A	ND	
Endosulfan-α*	0.004 / 0.014		N/A	ND	
Endosulfan-β*	0.006 / 0.019		N/A	ND	
Ethoprophos	0.003 / 0.009	≥ LOD	N/A	ND	PASS
Etofenprox	0.014 / 0.042	≥ LOD	N/A	ND	PASS
Etoxazole	0.007 / 0.020	1.5	N/A	ND	PASS
Etridiazole*	0.002 / 0.005		N/A	ND	
Fenhexamid	0.003 / 0.008	10	N/A	ND	PASS
Fenoxycarb	0.003 / 0.010	≥ LOD	N/A	ND	PASS
Fenpyroximate	0.007 / 0.020	2	N/A	ND	PASS
Fensulfothion	0.003 / 0.010		N/A	ND	
Fenthion	0.003 / 0.010		N/A	ND	
Fenvalerate	0.033 / 0.099		N/A	ND	
Fipronil	0.003 / 0.010	≥ LOD	N/A	ND	PASS

Continued on next page



Pesticide Analysis *Continued*

PESTICIDE TEST RESULTS - 11/01/2023 *continued* ✔ PASS

COMPOUND	LOD/LOQ (µg/g)	ACTION LIMIT (µg/g)	MEASUREMENT UNCERTAINTY (µg/g)	RESULT (µg/g)	RESULT
Flonicamid	0.007 / 0.022	2	N/A	ND	PASS
Fludioxonil	0.003 / 0.010	30	N/A	ND	PASS
Fluopyram	0.003 / 0.009		N/A	ND	
Hexythiazox	0.003 / 0.010	2	N/A	ND	PASS
Imazalil	0.003 / 0.009	≥ LOD	N/A	ND	PASS
Imidacloprid	0.003 / 0.010	3	N/A	ND	PASS
Iprodione	0.077 / 0.233		N/A	ND	
Kinoprene	0.077 / 0.233		N/A	ND	
Kresoxim-methyl	0.006 / 0.019	1	N/A	ND	PASS
λ-Cyhalothrin	0.068 / 0.206		N/A	ND	
Malathion	0.003 / 0.009	5	N/A	ND	PASS
Metalaxyl	0.003 / 0.010	15	N/A	ND	PASS
Methiocarb	0.003 / 0.008	≥ LOD	N/A	ND	PASS
Methomyl	0.008 / 0.025	0.1	N/A	ND	PASS
Methoprene	0.172 / 0.521		N/A	ND	
Mevinphos	0.008 / 0.024	≥ LOD	N/A	ND	PASS
MGK-264	0.015 / 0.047		N/A	ND	
Myclobutanil	0.003 / 0.009	9	N/A	ND	PASS
Naled	0.021 / 0.064	0.5	N/A	ND	PASS
Novaluron	0.002 / 0.005		N/A	ND	
Oxamyl	0.017 / 0.051	0.2	N/A	ND	PASS
Paclobutrazol	0.003 / 0.010	≥ LOD	N/A	ND	PASS
Parathion-methyl	0.016 / 0.050	≥ LOD	N/A	ND	PASS
Pentachloronitrobenzene*	0.004 / 0.012	0.2	N/A	ND	PASS
Permethrin	0.056 / 0.168	20	N/A	ND	PASS
Phenothrin	0.016 / 0.047		N/A	ND	
Phosmet	0.007 / 0.020	0.2	N/A	ND	PASS
Piperonyl Butoxide	0.010 / 0.029	8	N/A	ND	PASS
Pirimicarb	0.003 / 0.009		N/A	ND	
Prallethrin	0.015 / 0.046	0.4	N/A	ND	PASS
Propiconazole	0.027 / 0.080	20	N/A	ND	PASS
Propoxur	0.003 / 0.008	≥ LOD	N/A	ND	PASS
Pyraclostrobin	0.003 / 0.010		N/A	ND	
Pyrethrins	0.016 / 0.049	1	N/A	ND	PASS
Pyridaben	0.005 / 0.017	3	N/A	ND	PASS
Pyriproxyfen	0.003 / 0.009		N/A	ND	
Resmethrin	0.013 / 0.039		N/A	ND	
Spinetoram	0.003 / 0.010	3	N/A	ND	PASS
Spinosad	0.003 / 0.010	3	N/A	ND	PASS
Spirodiclofen	0.031 / 0.093		N/A	ND	
Spiromesifen	0.016 / 0.050	12	N/A	ND	PASS

Continued on next page



Pesticide Analysis *Continued*

PESTICIDE TEST RESULTS - 11/01/2023 *continued* ✔ PASS

COMPOUND	LOD/LOQ (µg/g)	ACTION LIMIT (µg/g)	MEASUREMENT UNCERTAINTY (µg/g)	RESULT (µg/g)	RESULT
Spirotetramat	0.003 / 0.010	13	N/A	ND	PASS
Spiroxamine	0.020 / 0.062	≥ LOD	N/A	ND	PASS
Tebuconazole	0.003 / 0.010	2	N/A	ND	PASS
Tebufenozide	0.003 / 0.008		N/A	ND	
Teflubenzuron	0.007 / 0.022		N/A	ND	
Tetrachlorvinphos	0.003 / 0.008		N/A	ND	
Tetramethrin	0.021 / 0.063		N/A	ND	
Thiabendazole	0.006 / 0.020		N/A	ND	
Thiacloprid	0.003 / 0.009	≥ LOD	N/A	ND	PASS
Thiamethoxam	0.003 / 0.010	4.5	N/A	ND	PASS
Thiophanate-methyl	0.013 / 0.040		N/A	ND	
Trifloxystrobin	0.003 / 0.009	30	N/A	ND	PASS



Mycotoxin Analysis

MYCOTOXIN TEST RESULTS - 11/01/2023 ✔ PASS

Mycotoxin analysis utilizing high-performance liquid chromatography-mass spectrometry (HPLC-MS).

Method: QSP 1212 - Analysis of Pesticides and Mycotoxins by LC-MS

COMPOUND	LOD/LOQ (µg/kg)	ACTION LIMIT (µg/kg)	MEASUREMENT UNCERTAINTY (µg/kg)	RESULT (µg/kg)	RESULT
Aflatoxin B1	1.6 / 5.0		N/A	ND	
Aflatoxin B2	1.4 / 4.1		N/A	ND	
Aflatoxin G1	1.6 / 4.9		N/A	ND	
Aflatoxin G2	1.6 / 5.0		N/A	ND	
Total Aflatoxin		20		ND	PASS
Ochratoxin A	1.6 / 5.0	20	N/A	ND	PASS



Residual Solvents Analysis

RESIDUAL SOLVENTS TEST RESULTS - 10/28/2023 ✔ PASS

Residual Solvent analysis utilizing gas chromatography-mass spectrometry (GC-MS).

Method: QSP 1204 - Analysis of Residual Solvents by GC-MS

Total Butanes = n-Butane + 2-Methylpropane (Isobutane)
Total Pentanes = n-Pentane + 2-Methylbutane (Isopentane)
Total Hexanes = n-Hexane + 2,2-Dimethylbutane (Neohexane) + 2,3-Dimethylbutane / 2-Methylpentane (Isohexane) + 3-Methylpentane
Total Heptanes = 2,2-Dimethylpentane (Neoheptane) + 2,3-Dimethylpentane + 2,4-Dimethylpentane + 3,3-Dimethylpentane + 2,2,3-Trimethylbutane (Triptane) + 2-Methylhexane (Isoheptane) + 3-Methylhexane + 3-Ethylpentane + n-Heptane
Total Xylenes = 1,2-Dimethylbenzene (o-Xylene) + 1,3-Dimethylbenzene (m-Xylene) / 1,4-Dimethylbenzene (p-Xylene) + Ethylbenzene

COMPOUND	LOD/LOQ (µg/g)	ACTION LIMIT (µg/g)	MEASUREMENT UNCERTAINTY (µg/g)	RESULT (µg/g)	RESULT
Propane	0.234 / 0.781	5000	N/A	ND	PASS
2-Methylpropane (Isobutane)	0.052 / 0.173		N/A	ND	
n-Butane	0.019 / 0.063	5000	N/A	ND	PASS
Total Butanes				ND	
2-Methylbutane (Isopentane)	0.310 / 1.035		N/A	ND	
2,2-Dimethylpropane (Neopentane)	0.035 / 0.117		N/A	ND	
n-Pentane	0.310 / 1.033	5000	N/A	ND	PASS
Total Pentanes				ND	
2,2-Dimethylbutane (Neohexane)	9.831 / 32.77		N/A	ND	
2,3-Dimethylbutane / 2-Methylpentane	0.381 / 1.271		N/A	ND	
3-Methylpentane	0.109 / 0.365		N/A	ND	

Continued on next page



 **Residual Solvents Analysis**
Continued

RESIDUAL SOLVENTS TEST RESULTS - 10/28/2023 *continued* ✔ PASS

COMPOUND	LOD/LOQ (µg/g)	ACTION LIMIT (µg/g)	MEASUREMENT UNCERTAINTY (µg/g)	RESULT (µg/g)	RESULT
n-Hexane	0.110 / 0.366	290	N/A	ND	PASS
Total Hexanes				ND	
Cyclohexane	0.357 / 1.190		N/A	ND	
2,2-Dimethylpentane (Neoheptane)	0.493 / 1.642		N/A	ND	
2,3-Dimethylpentane	1.009 / 3.365		N/A	ND	
2,4-Dimethylpentane	0.737 / 2.458		N/A	ND	
3,3-Dimethylpentane	0.198 / 0.660		N/A	ND	
2,2,3-Trimethylbutane (Triptane)	0.521 / 1.738		N/A	ND	
2-Methylhexane (Isoheptane)	0.610 / 2.034		N/A	ND	
3-Methylhexane	0.235 / 0.785		N/A	ND	
3-Ethylpentane	0.304 / 1.012		N/A	ND	
n-Heptane	13.12 / 43.72	5000	N/A	ND	PASS
Total Heptanes				ND	
Cycloheptane	0.597 / 1.989		N/A	ND	
Benzene	0.089 / 0.295	1	N/A	ND	PASS
Toluene	0.115 / 0.382	890	N/A	ND	PASS
Cumene	0.180 / 0.600		N/A	ND	
1,3-Dimethylbenzene / 1,4-Dimethylbenzene	0.451 / 1.502		N/A	ND	
1,2-Dimethylbenzene (o-Xylene)	0.387 / 1.289		N/A	ND	
Ethylbenzene	0.370 / 1.233		N/A	ND	
Total Xylenes		2170		ND	PASS
Methanol	53.92 / 163.4	3000	N/A	ND	PASS
Ethanol	8.984 / 27.23	5000	N/A	ND	PASS
1-Propanol	1.540 / 5.133		N/A	ND	
2-Propanol (Isopropyl Alcohol)	8.421 / 25.52	5000	N/A	ND	PASS
1-Butanol	0.475 / 1.582		N/A	ND	
2-Butanol	7.248 / 24.16		N/A	ND	
1-Pentanol	1.461 / 4.869		N/A	ND	
Acetone	10.59 / 32.08	5000	N/A	ND	PASS
2-Butanone	0.169 / 0.564		N/A	ND	
Tetrahydrofuran	0.622 / 2.075		N/A	ND	
Ethyl Ether	0.197 / 0.658	5000	N/A	ND	PASS
Ethylene Glycol	3.803 / 12.68		N/A	ND	
2-Ethoxyethanol	1.235 / 4.118		N/A	ND	
1,2-Dimethoxyethane	2.116 / 7.052		N/A	ND	
1,4-Dioxane	0.468 / 1.558		N/A	ND	
Ethylene Oxide	0.253 / 0.844	1	N/A	ND	PASS
Ethyl Acetate	1.123 / 3.745	5000	±0.0989	6.640	PASS
Isopropyl Acetate	0.347 / 1.158		N/A	ND	

Continued on next page



Residual Solvents Analysis
Continued

RESIDUAL SOLVENTS TEST RESULTS - 10/28/2023 *continued* ✔ PASS

COMPOUND	LOD/LOQ (µg/g)	ACTION LIMIT (µg/g)	MEASUREMENT UNCERTAINTY (µg/g)	RESULT (µg/g)	RESULT
Chloroform	0.251 / 0.838	1	N/A	ND	PASS
Dichloromethane (Methylene Chloride)	2.651 / 8.838	1	N/A	ND	PASS
Trichloroethylene	0.299 / 0.996	1	N/A	ND	PASS
1,2-Dichloroethane	0.162 / 0.541	1	N/A	ND	PASS
1,1-Dichloroethene	0.185 / 0.616		N/A	ND	
1,2-Dichloroethene	0.428 / 1.427		N/A	ND	
Sulfolane	47.66 / 158.9		N/A	ND	
Dimethyl Sulfoxide	6.168 / 20.56		N/A	ND	
Acetonitrile	1.595 / 4.833	410	N/A	ND	PASS
Pyridine	0.407 / 1.355		N/A	ND	
N,N-Dimethylacetamide	0.127 / 0.422		N/A	ND	
N,N-Dimethylformamide	0.946 / 3.153		N/A	ND	

Heavy Metals Analysis

Heavy metal analysis utilizing inductively coupled plasma-mass spectrometry (ICP-MS).

Method: OSP 1160 - Analysis of Heavy Metals by ICP-MS

HEAVY METALS TEST RESULTS - 10/28/2023 ✔ PASS

COMPOUND	LOD/LOQ (µg/g)	ACTION LIMIT (µg/g)	MEASUREMENT UNCERTAINTY (µg/g)	RESULT (µg/g)	RESULT
Arsenic	0.02 / 0.1	1.5	N/A	ND	PASS
Cadmium	0.02 / 0.05	0.5	N/A	ND	PASS
Lead	0.04 / 0.1	0.5	N/A	ND	PASS
Mercury	0.002 / 0.01	3	N/A	ND	PASS

Microbiology Analysis

PCR AND PLATING

Analysis conducted by polymerase chain reaction (PCR) and fluorescence detection of microbiological contaminants.

Method: QSP 1221 - Analysis of Microbiological Contaminants

MICROBIOLOGY TEST RESULTS (PCR) - 11/01/2023 ✔ PASS

COMPOUND	ACTION LIMIT (cfu/g)	RESULT (cfu/g)	RESULT
Shiga toxin-producing <i>Escherichia coli</i>	Not Detected in 1g	ND	PASS
<i>Salmonella</i> spp.	Not Detected in 1g	ND	PASS
<i>Aspergillus fumigatus</i>	Not Detected in 1g	ND	PASS
<i>Aspergillus flavus</i>	Not Detected in 1g	ND	PASS
<i>Aspergillus niger</i>	Not Detected in 1g	ND	PASS
<i>Aspergillus terreus</i>	Not Detected in 1g	ND	PASS
<i>Candida albicans</i>		ND	
<i>Campylobacter</i> spp.		ND	
<i>Yersinia</i> spp.		ND	
<i>Listeria monocytogenes</i>		ND	
<i>Pseudomonas aeruginosa</i>		ND	
Bile-Tolerant Gram-Negative Bacteria		ND	
<i>Staphylococcus aureus</i>		ND	



Microbiology Analysis *Continued*

MICROBIOLOGY TEST RESULTS (PLATING) - 11/01/2023 ND

Analysis conducted by 3M™ Petrifilm™ and plate counts of microbiological contaminants.

Method: QSP 6794 - Plating with 3M™ Petrifilm™

COMPOUND	RESULT (cfu/g)
Total Aerobic Bacteria	ND
Total Yeast and Mold	ND
Total Enterobacteriaceae	ND
<i>Escherichia coli</i>	ND
Coliforms	ND



Foreign Material Analysis

Visual analysis includes, but is not limited to, sand, soil, cinders, dirt, mold, hair, insect fragments, and mammalian excreta.

Method: QSP 1226 - Analysis of Foreign Material in Cannabis and Cannabis Products

FOREIGN MATERIAL TEST RESULTS - 10/28/2023 ✔ PASS

COMPOUND	ACTION LIMIT	RESULT
Total Sample Area Covered by Sand, Soil, Cinders, or Dirt	>25%	PASS
Total Sample Area Covered by Mold	>25%	PASS
Total Sample Area Covered by an Imbedded Foreign Material	>25%	PASS
Insect Fragment Count	> 1 per 3 grams	PASS
Hair Count	> 1 per 3 grams	PASS
Mammalian Excreta Count	> 1 per 3 grams	PASS

NOTES

Reason for Amendment: Add/Remove Test(s)



Certificate of Analysis

QA SAMPLE - INFORMATIONAL ONLY

1 of 3

ICAL ID: 20231010-007
 Sample: CA231010-009-039
 Martha Stewart- Tangerine Chill Gummy-25mg
 CBD 50mg L-Theanine - ITM002204 -
 MS1337T3282
 Strain: Martha Stewart- Tangerine Chill Gummy-
 25mg CBD 50mg L-Theanine - ITM002204 -
 MS1337T3282
 Category: Ingestible
 Type: Other

Open Book Extracts
 Lic. #
 317 Lucy Garrett Rd
 Roxboro, NC 27574
 Lic. #

Batch#: 0000002635
 Batch Size Collected:
 Total Batch Size:
 Collected: 10/11/2023; Received: 10/10/2023
 Completed: 10/11/2023

Moisture NT	$\Delta 9$ -THC NR	CBD NR	Total Cannabinoids ND	Total Terpenes NT
Water Activity NT				

Summary	SOP Used	Date Tested	
Batch Cannabinoids	POT-PREP-002 High	10/10/2023	Complete Complete



Scan to see results

Cannabinoid Profile

1 Unit = gummy, 4.16 g.


Analyte	LOQ (mg/g)	LOD (mg/g)	%	mg/g	mg/unit	Analyte	LOQ (mg/g)	LOD (mg/g)	%	mg/g	mg/unit
---------	------------	------------	---	------	---------	---------	------------	------------	---	------	---------

Total THC=THCa * 0.877 + d9-THC + d8-THC; Total CBD = CBDa * 0.877 + CBD. LOD= Limit of Detection, LOQ= Limit of Quantitation, ND= Not Detected, NR= Not Reported. Potency is reported on a dry weight basis. Instrumentation and analysis SOPs used: Cannabinoids:UHPLC-DAD(POT-INST-005),Moisture:Moisture Analyzer(MOISTURE-001),Water Activity:Water Activity Meter(WA-INST-002), Foreign Material:Microscope(FOREIGN-001). Density measured at 19-24 °C, Water Activity measured at 0-90% RH. All QA submitted by the client, All CA State Compliance sampled using SAMPL-SOP-001.

Terpene Profile

Analyte	LOQ (mg/g)	LOD (mg/g)	%	mg/g	Analyte	LOQ (mg/g)	LOD (mg/g)	%	mg/g
---------	------------	------------	---	------	---------	------------	------------	---	------

NR= Not Reported (no analysis was performed), ND= Not Detected (the concentration is less than the Limit of Detection (LOD)). Analytical instrumentation used: HS-GC-MS; samples analyzed according to SOP TERP-INST-003.



Infinite Chemical Analysis Labs
 8312 Miramar Mall
 San Diego, CA
 (858) 623-2740
 www.infiniteCAL.com
 Lic# C8-0000047-LIC

Josh M Swider

Josh Swider
 Lab Director, Managing Partner
 10/11/2023

Confident Cannabis
 All Rights Reserved
 support@confidentcannabis.com
 (866) 506-5866
 www.confidentcannabis.com



This product has been tested by Infinite Chemical Analysis, LLC using valid testing methodologies and a quality system as required by state law. All LQC samples were performed and met the prescribed acceptance criteria in 16 CCR section 15730, pursuant to 16 CCR section 15726(e)(13). Values reported relate only to the product tested. Infinite Chemical Analysis, LLC makes no claims as to the efficacy, safety or other risks associated with any detected or non-detected levels of any compounds reported herein. This Certificate shall not be reproduced except in full, without the written approval of Infinite Chemical Analysis, LLC.



Certificate of Analysis

QA SAMPLE - INFORMATIONAL ONLY

2 of 3

ICAL ID: 20231010-007
 Sample: CA231010-009-039
 Martha Stewart- Tangerine Chill Gummy-25mg
 CBD 50mg L-Theanine - ITM002204 -
 MS1337T3282
 Strain: Martha Stewart- Tangerine Chill Gummy-
 25mg CBD 50mg L-Theanine - ITM002204 -
 MS1337T3282
 Category: Ingestible
 Type: Other

Open Book Extracts
 Lic. #
 317 Lucy Garrett Rd
 Roxboro, NC 27574
 Lic. #

Batch#: 0000002635
 Batch Size Collected:
 Total Batch Size:
 Collected: 10/11/2023; Received: 10/10/2023
 Completed: 10/11/2023

Residual Solvent Analysis

Category 1	LOQ	LOD	Limit	Status	Category 2	LOQ	LOD	Limit	Status	Category 2	LOQ	LOD	Limit	Status
------------	-----	-----	-------	--------	------------	-----	-----	-------	--------	------------	-----	-----	-------	--------

NR= Not Reported (no analysis was performed), ND= Not Detected (the concentration is less then the Limit of Detection (LOD)). Analytical instrumentation used: HS-GC-MS; samples analyzed according to SOP RS-INST-003.

Heavy Metal Screening


LOQ	LOD	Limit	Status
-----	-----	-------	--------

NR= Not Reported (no analysis was performed), ND= Not Detected (the concentration is less then the Limit of Detection (LOD)). Analytical instrumentation used: ICP-MS; samples analyzed according to SOP HM-INST-003.

Microbiological Screening

Limit	Result	Status
-------	--------	--------

ND=Not Detected. Analytical instrumentation used:qPCR; samples analyzed according to SOP MICRO-INST-001.



Infinite Chemical Analysis Labs
 8312 Miramar Mall
 San Diego, CA
 (858) 623-2740
 www.infiniteCAL.com
 Lic# C8-0000047-LIC

Josh M Swider

Josh Swider
 Lab Director, Managing Partner
 10/11/2023

Confident Cannabis
 All Rights Reserved
 support@confidentcannabis.com
 (866) 506-5866
 www.confidentcannabis.com



This product has been tested by Infinite Chemical Analysis, LLC using valid testing methodologies and a quality system as required by state law. All LQC samples were performed and met the prescribed acceptance criteria in 16 CCR section 15730, pursuant to 16 CCR section 15726(e)(13). Values reported relate only to the product tested. Infinite Chemical Analysis, LLC makes no claims as to the efficacy, safety or other risks associated with any detected or non-detected levels of any compounds reported herein. This Certificate shall not be reproduced except in full, without the written approval of Infinite Chemical Analysis, LLC.



Certificate of Analysis

QA SAMPLE - INFORMATIONAL ONLY

3 of 3

ICAL ID: 20231010-007
 Sample: CA231010-009-039
 Martha Stewart- Tangerine Chill Gummy-25mg
 CBD 50mg L-Theanine - ITM002204 -
 MS1337T3282
 Strain: Martha Stewart- Tangerine Chill Gummy-
 25mg CBD 50mg L-Theanine - ITM002204 -
 MS1337T3282
 Category: Ingestible
 Type: Other

Open Book Extracts
 Lic. #
 317 Lucy Garrett Rd
 Roxboro, NC 27574
 Lic. #

Batch#: 0000002635
 Batch Size Collected:
 Total Batch Size:
 Collected: 10/11/2023; Received: 10/10/2023
 Completed: 10/11/2023

Chemical Residue Screening

Category 1	LOQ	LOD	Status	Mycotoxins	LOQ	LOD	Limit	Status
------------	-----	-----	--------	------------	-----	-----	-------	--------

Category 2	LOQ	LOD	Limit	Status	Category 2	LOQ	LOD	Limit	Status
------------	-----	-----	-------	--------	------------	-----	-----	-------	--------

Other Analyte(s): L-Theanine: 1.206%; 50.22mg/gummy

NR= Not Reported (no analysis was performed), ND= Not Detected (the concentration is less than the Limit of Detection (LOD)). Analytical instrumentation used: LC-MS-MS & GC-MS-MS; samples analyzed according to SOPs PESTMYCO-LC-INST-004 and PEST-GC-INST-003.



Infinite Chemical Analysis Labs
 8312 Miramar Mall
 San Diego, CA
 (858) 623-2740
 www.infiniteCAL.com
 Lic# C8-0000047-LIC

Josh M Swider

Josh Swider
 Lab Director, Managing Partner
 10/11/2023

Confident Cannabis
 All Rights Reserved
 support@confidentcannabis.com
 (866) 506-5866
 www.confidentcannabis.com



This product has been tested by Infinite Chemical Analysis, LLC using valid testing methodologies and a quality system as required by state law. All LQC samples were performed and met the prescribed acceptance criteria in 16 CCR section 15730, pursuant to 16 CCR section 15726(e)(13). Values reported relate only to the product tested. Infinite Chemical Analysis, LLC makes no claims as to the efficacy, safety or other risks associated with any detected or non-detected levels of any compounds reported herein. This Certificate shall not be reproduced except in full, without the written approval of Infinite Chemical Analysis, LLC.

SAMPLE NAME: Martha Stewart- Yuzu Chill Gummy-25mg CBD 50mg L-Theanine - ITM002203 - MS1337Y3284
Infused, Solid Edible

CULTIVATOR / MANUFACTURER

Business Name:
License Number:
Address:

DISTRIBUTOR / TESTED FOR

Business Name: Open Book Extracts
License Number:
Address: 317 Lucy Garrett Road
Roxboro NC 27574


SAMPLE DETAIL

Batch Number: 0000002635
Sample ID: 231013M016

Date Collected: 10/13/2023
Date Received: 10/13/2023
Batch Size:
Sample Size: 50.0 units
Unit Mass:
Serving Size: 4 grams per Serving



Scan QR code to verify authenticity of results.

CANNABINOID ANALYSIS - SUMMARY

Total THC: Not Detected
Total CBD: 7.317 mg/g
Sum of Cannabinoids: 7.364 mg/g
Total Cannabinoids: 7.364 mg/g

Total THC/CBD is calculated using the following formulas to take into account the loss of a carboxyl group during the decarboxylation step:
Total THC = Δ^9 -THC + (THCa (0.877))
Total CBD = CBD + (CBDa (0.877))
Sum of Cannabinoids = Δ^9 -THC + THCa + CBD + CBDa + CBG + CBGa + THCV + THCVa + CBC + CBCa + CBDV + CBDVa + Δ^8 -THC + CBL + CBN
Total Cannabinoids = (Δ^9 -THC+0.877*THCa) + (CBD+0.877*CBDa) + (CBG+0.877*CBGa) + (THCV+0.877*THCVa) + (CBC+0.877*CBCa) + (CBDV+0.877*CBDVa) + Δ^8 -THC + CBL + CBN

SAFETY ANALYSIS - SUMMARY


Δ^9 -THC per Serving: ✔PASS **Pesticides:** ✔PASS **Mycotoxins:** ✔PASS
Residual Solvents: ✔PASS **Heavy Metals:** ✔PASS **Microbiology (PCR):** ✔PASS
Microbiology (Plating): ND

For quality assurance purposes. Not a Regulatory Hemp Lab Test Report. These results relate only to the sample included on this report. This report shall not be reproduced, except in full, without written approval of the laboratory.

Sample Certification: California Code of Regulations Title 4 Division 19. Department of Cannabis Control Business and Professions Code. Reference: Sections 26100, 26104 and 26110, Business and Professions Code.

Decision Rule: Statements of conformity (e.g. Pass/Fail) to specifications are made in this report without taking measurement uncertainty into account. Where statements of conformity are made in this report, the following decision rules are applied: PASS - Results within limits/specifications, FAIL - Results exceed limits/specifications.

References: limit of detection (LOD), limit of quantification (LOQ), not detected (ND), not tested (NT), too numerous to count >250 cfu/plate (TNTC), colony-forming unit (cfu)


LQC verified by: Kelsey Cochran
Job Title: Laboratory Technician I
Date: 10/18/2023


Approved by: Josh Wurzer
Job Title: Chief Compliance Officer
Date: 10/18/2023



Cannabinoid Analysis

Tested by high-performance liquid chromatography with diode-array detection (HPLC-DAD).

Method: QSP 1157 - Analysis of Cannabinoids by HPLC-DAD

TOTAL THC: **Not Detected**

Total THC (Δ^9 -THC+0.877*THCa)

TOTAL CBD: **7.317 mg/g**

Total CBD (CBD+0.877*CBDa)

TOTAL CANNABINOIDS: **7.364 mg/g**

Total Cannabinoids (Total THC) + (Total CBD) + (Total CBG) + (Total THCV) + (Total CBC) + (Total CBDV) + Δ^8 -THC + CBL + CBN

TOTAL CBG: **0.009 mg/g**

Total CBG (CBG+0.877*CBGa)

TOTAL THCV: **ND**

Total THCV (THCV+0.877*THCVa)

TOTAL CBC: **<LOQ**

Total CBC (CBC+0.877*CBCa)

TOTAL CBDV: **0.038 mg/g**

Total CBDV (CBDV+0.877*CBDVa)

CANNABINOID TEST RESULTS - 10/14/2023

COMPOUND	LOD/LOQ (mg/g)	MEASUREMENT UNCERTAINTY (mg/g)	RESULT (mg/g)	RESULT (%)
CBD	0.004 / 0.011	±0.2729	7.317	0.7317
CBDV	0.002 / 0.012	±0.0016	0.038	0.0038
CBG	0.002 / 0.006	±0.0004	0.009	0.0009
CBC	0.003 / 0.010	N/A	<LOQ	<LOQ
Δ^9 -THC	0.002 / 0.014	N/A	ND	ND
Δ^8 -THC	0.01 / 0.02	N/A	ND	ND
THCa	0.001 / 0.005	N/A	ND	ND
THCV	0.002 / 0.012	N/A	ND	ND
THCVa	0.002 / 0.019	N/A	ND	ND
CBDa	0.001 / 0.026	N/A	ND	ND
CBDVa	0.001 / 0.018	N/A	ND	ND
CBGa	0.002 / 0.007	N/A	ND	ND
CBL	0.003 / 0.010	N/A	ND	ND
CBN	0.001 / 0.007	N/A	ND	ND
CBCa	0.001 / 0.015	N/A	ND	ND
SUM OF CANNABINOIDS			7.364 mg/g	0.7364%

Serving Size: 4 grams per Serving

Δ^9 -THC per Serving	ND	PASS
Total THC per Serving	ND	
CBD per Serving	29.268 mg/serving	
Total CBD per Serving	29.268 mg/serving	
Sum of Cannabinoids per Serving	29.456 mg/serving	
Total Cannabinoids per Serving	29.456 mg/serving	

Pesticide Analysis

Pesticide and plant growth regulator analysis utilizing high-performance liquid chromatography-mass spectrometry (HPLC-MS) or gas chromatography-mass spectrometry (GC-MS).

*GC-MS utilized where indicated.

Method: QSP 1212 - Analysis of Pesticides and Mycotoxins by LC-MS or QSP 1213 - Analysis of Pesticides by GC-MS

PESTICIDE TEST RESULTS - 10/14/2023 PASS

COMPOUND	LOD/LOQ (µg/g)	ACTION LIMIT (µg/g)	MEASUREMENT UNCERTAINTY (µg/g)	RESULT (µg/g)	RESULT
Abamectin	0.032 / 0.097	0.3	N/A	ND	PASS
Acephate	0.006 / 0.018	5	N/A	ND	PASS
Acequinocyl	0.009 / 0.027	4	N/A	ND	PASS
Acetamiprid	0.016 / 0.049	5	N/A	ND	PASS
Aldicarb	0.030 / 0.090	≥ LOD	N/A	ND	PASS
Allethrin	0.030 / 0.092		N/A	ND	
Atrazine	0.006 / 0.019		N/A	ND	
Azadirachtin	0.082 / 0.248		N/A	ND	
Azoxystrobin	0.003 / 0.009	40	N/A	ND	PASS
Benzovindiflupyr	0.003 / 0.009		N/A	ND	
Bifenazate	0.003 / 0.009	5	N/A	ND	PASS

Continued on next page



Pesticide Analysis *Continued*

PESTICIDE TEST RESULTS - 10/14/2023 *continued* ✔ PASS

COMPOUND	LOD/LOQ (µg/g)	ACTION LIMIT (µg/g)	MEASUREMENT UNCERTAINTY (µg/g)	RESULT (µg/g)	RESULT
Bifenthrin	0.021 / 0.064	0.5	N/A	ND	PASS
Boscalid	0.003 / 0.009	10	N/A	ND	PASS
Buprofezin	0.006 / 0.019		N/A	ND	
Captan	0.045 / 0.135	5	N/A	ND	PASS
Carbaryl	0.007 / 0.020	0.5	N/A	ND	PASS
Carbofuran	0.003 / 0.008	≥ LOD	N/A	ND	PASS
Chlorantraniliprole	0.006 / 0.018	40	N/A	ND	PASS
Chlordane*	0.010 / 0.032	≥ LOD	N/A	ND	PASS
Chlorfenapyr*	0.005 / 0.015	≥ LOD	N/A	ND	PASS
Chlormequat chloride	0.022 / 0.066		N/A	ND	
Chlorpyrifos	0.013 / 0.039	≥ LOD	N/A	ND	PASS
Clofentezine	0.003 / 0.009	0.5	N/A	ND	PASS
Clothianidin	0.008 / 0.025		N/A	ND	
Coumaphos	0.003 / 0.010	≥ LOD	N/A	ND	PASS
Cyantraniliprole	0.003 / 0.010		N/A	ND	
Cyfluthrin	0.052 / 0.159	1	N/A	ND	PASS
Cypermethrin	0.051 / 0.153	1	N/A	ND	PASS
Cyprodinil	0.003 / 0.008		N/A	ND	
Daminozide	0.026 / 0.077	≥ LOD	N/A	ND	PASS
Deltamethrin	0.059 / 0.180		N/A	ND	
Diazinon	0.006 / 0.017	0.2	N/A	ND	PASS
Dichlorvos (DDVP)	0.012 / 0.038	≥ LOD	N/A	ND	PASS
Dimethoate	0.003 / 0.009	≥ LOD	N/A	ND	PASS
Dimethomorph	0.016 / 0.050	20	N/A	ND	PASS
Dinotefuran	0.010 / 0.030		N/A	ND	
Diuron	0.013 / 0.040		N/A	ND	
Dodemorph	0.012 / 0.035		N/A	ND	
Endosulfan sulfate	0.016 / 0.048		N/A	ND	
Endosulfan-α*	0.004 / 0.014		N/A	ND	
Endosulfan-β*	0.006 / 0.019		N/A	ND	
Ethoprophos	0.003 / 0.009	≥ LOD	N/A	ND	PASS
Etofenprox	0.014 / 0.042	≥ LOD	N/A	ND	PASS
Etoxazole	0.007 / 0.020	1.5	N/A	ND	PASS
Etridiazole*	0.002 / 0.005		N/A	ND	
Fenhexamid	0.003 / 0.008	10	N/A	ND	PASS
Fenoxycarb	0.003 / 0.010	≥ LOD	N/A	ND	PASS
Fenpyroximate	0.007 / 0.020	2	N/A	ND	PASS
Fensulfothion	0.003 / 0.010		N/A	ND	
Fenthion	0.003 / 0.010		N/A	ND	
Fenvalerate	0.033 / 0.099		N/A	ND	
Fipronil	0.003 / 0.010	≥ LOD	N/A	ND	PASS

Continued on next page



Pesticide Analysis *Continued*

PESTICIDE TEST RESULTS - 10/14/2023 *continued* ✔ PASS

COMPOUND	LOD/LOQ (µg/g)	ACTION LIMIT (µg/g)	MEASUREMENT UNCERTAINTY (µg/g)	RESULT (µg/g)	RESULT
Flonicamid	0.007 / 0.022	2	N/A	ND	PASS
Fludioxonil	0.003 / 0.010	30	N/A	ND	PASS
Fluopyram	0.003 / 0.009		N/A	ND	
Hexythiazox	0.003 / 0.010	2	N/A	ND	PASS
Imazalil	0.003 / 0.009	≥ LOD	N/A	ND	PASS
Imidacloprid	0.003 / 0.010	3	N/A	ND	PASS
Iprodione	0.077 / 0.233		N/A	ND	
Kinoprene	0.077 / 0.233		N/A	ND	
Kresoxim-methyl	0.006 / 0.019	1	N/A	ND	PASS
λ-Cyhalothrin	0.068 / 0.206		N/A	ND	
Malathion	0.003 / 0.009	5	N/A	ND	PASS
Metalaxyl	0.003 / 0.010	15	N/A	ND	PASS
Methiocarb	0.003 / 0.008	≥ LOD	N/A	ND	PASS
Methomyl	0.008 / 0.025	0.1	N/A	ND	PASS
Methoprene	0.172 / 0.521		N/A	ND	
Mevinphos	0.008 / 0.024	≥ LOD	N/A	ND	PASS
MGK-264	0.015 / 0.047		N/A	ND	
Myclobutanil	0.003 / 0.009	9	N/A	ND	PASS
Naled	0.021 / 0.064	0.5	N/A	ND	PASS
Novaluron	0.002 / 0.005		N/A	ND	
Oxamyl	0.017 / 0.051	0.2	N/A	ND	PASS
Paclobutrazol	0.003 / 0.010	≥ LOD	N/A	ND	PASS
Parathion-methyl	0.016 / 0.050	≥ LOD	N/A	ND	PASS
Pentachloronitrobenzene*	0.004 / 0.012	0.2	N/A	ND	PASS
Permethrin	0.056 / 0.168	20	N/A	ND	PASS
Phenothrin	0.016 / 0.047		N/A	ND	
Phosmet	0.007 / 0.020	0.2	N/A	ND	PASS
Piperonyl Butoxide	0.010 / 0.029	8	N/A	ND	PASS
Pirimicarb	0.003 / 0.009		N/A	ND	
Prallethrin	0.015 / 0.046	0.4	N/A	ND	PASS
Propiconazole	0.027 / 0.080	20	N/A	ND	PASS
Propoxur	0.003 / 0.008	≥ LOD	N/A	ND	PASS
Pyraclostrobin	0.003 / 0.010		N/A	ND	
Pyrethrins	0.016 / 0.049	1	N/A	ND	PASS
Pyridaben	0.005 / 0.017	3	N/A	ND	PASS
Pyriproxyfen	0.003 / 0.009		N/A	ND	
Resmethrin	0.013 / 0.039		N/A	ND	
Spinetoram	0.003 / 0.010	3	N/A	ND	PASS
Spinosad	0.003 / 0.010	3	N/A	ND	PASS
Spirodiclofen	0.031 / 0.093		N/A	ND	
Spiromesifen	0.016 / 0.050	12	N/A	ND	PASS

Continued on next page



Pesticide Analysis *Continued*

PESTICIDE TEST RESULTS - 10/14/2023 *continued* ✔ PASS

COMPOUND	LOD/LOQ (µg/g)	ACTION LIMIT (µg/g)	MEASUREMENT UNCERTAINTY (µg/g)	RESULT (µg/g)	RESULT
Spirotetramat	0.003 / 0.010	13	N/A	ND	PASS
Spiroxamine	0.020 / 0.062	≥ LOD	N/A	ND	PASS
Tebuconazole	0.003 / 0.010	2	N/A	ND	PASS
Tebufenozide	0.003 / 0.008		N/A	ND	
Teflubenzuron	0.007 / 0.022		N/A	ND	
Tetrachlorvinphos	0.003 / 0.008		N/A	ND	
Tetramethrin	0.021 / 0.063		N/A	ND	
Thiabendazole	0.006 / 0.020		N/A	ND	
Thiacloprid	0.003 / 0.009	≥ LOD	N/A	ND	PASS
Thiamethoxam	0.003 / 0.010	4.5	N/A	ND	PASS
Thiophanate-methyl	0.013 / 0.040		N/A	ND	
Trifloxystrobin	0.003 / 0.009	30	N/A	ND	PASS



Mycotoxin Analysis

MYCOTOXIN TEST RESULTS - 10/14/2023 ✔ PASS

Mycotoxin analysis utilizing high-performance liquid chromatography-mass spectrometry (HPLC-MS).

Method: QSP 1212 - Analysis of Pesticides and Mycotoxins by LC-MS

COMPOUND	LOD/LOQ (µg/kg)	ACTION LIMIT (µg/kg)	MEASUREMENT UNCERTAINTY (µg/kg)	RESULT (µg/kg)	RESULT
Aflatoxin B1	1.6 / 5.0		N/A	ND	
Aflatoxin B2	1.4 / 4.1		N/A	ND	
Aflatoxin G1	1.6 / 4.9		N/A	ND	
Aflatoxin G2	1.6 / 5.0		N/A	ND	
Total Aflatoxin		20		ND	PASS
Ochratoxin A	1.6 / 5.0	20	N/A	ND	PASS



Residual Solvents Analysis

RESIDUAL SOLVENTS TEST RESULTS - 10/14/2023 ✔ PASS

Residual Solvent analysis utilizing gas chromatography-mass spectrometry (GC-MS).

Method: QSP 1204 - Analysis of Residual Solvents by GC-MS

Total Butanes = n-Butane + 2-Methylpropane (Isobutane)
Total Pentanes = n-Pentane + 2-Methylbutane (Isopentane)
Total Hexanes = n-Hexane + 2,2-Dimethylbutane (Neohexane) + 2,3-Dimethylbutane / 2-Methylpentane (Isohexane) + 3-Methylpentane
Total Heptanes = 2,2-Dimethylpentane (Neoheptane) + 2,3-Dimethylpentane + 2,4-Dimethylpentane + 3,3-Dimethylpentane + 2,2,3-Trimethylbutane (Triptane) + 2-Methylhexane (Isoheptane) + 3-Methylhexane + 3-Ethylpentane + n-Heptane
Total Xylenes = 1,2-Dimethylbenzene (o-Xylene) + 1,3-Dimethylbenzene (m-Xylene) / 1,4-Dimethylbenzene (p-Xylene) + Ethylbenzene

COMPOUND	LOD/LOQ (µg/g)	ACTION LIMIT (µg/g)	MEASUREMENT UNCERTAINTY (µg/g)	RESULT (µg/g)	RESULT
Propane	0.234 / 0.781	5000	N/A	ND	PASS
2-Methylpropane (Isobutane)	0.052 / 0.173		N/A	ND	
n-Butane	0.019 / 0.063	5000	N/A	ND	PASS
Total Butanes				ND	
2-Methylbutane (Isopentane)	0.310 / 1.035		N/A	ND	
2,2-Dimethylpropane (Neopentane)	0.035 / 0.117		N/A	ND	
n-Pentane	0.310 / 1.033	5000	N/A	ND	PASS
Total Pentanes				ND	
2,2-Dimethylbutane (Neohexane)	9.831 / 32.77		N/A	ND	
2,3-Dimethylbutane / 2-Methylpentane	0.381 / 1.271		N/A	ND	
3-Methylpentane	0.109 / 0.365		N/A	ND	

Continued on next page



 **Residual Solvents Analysis**
Continued

RESIDUAL SOLVENTS TEST RESULTS - 10/14/2023 *continued* ✔ PASS

COMPOUND	LOD/LOQ (µg/g)	ACTION LIMIT (µg/g)	MEASUREMENT UNCERTAINTY (µg/g)	RESULT (µg/g)	RESULT
n-Hexane	0.110 / 0.366	290	N/A	ND	PASS
Total Hexanes				ND	
Cyclohexane	0.357 / 1.190		N/A	ND	
2,2-Dimethylpentane (Neoheptane)	0.493 / 1.642		N/A	ND	
2,3-Dimethylpentane	1.009 / 3.365		N/A	ND	
2,4-Dimethylpentane	0.737 / 2.458		N/A	ND	
3,3-Dimethylpentane	0.198 / 0.660		N/A	ND	
2,2,3-Trimethylbutane (Triptane)	0.521 / 1.738		N/A	ND	
2-Methylhexane (Isoheptane)	0.610 / 2.034		N/A	ND	
3-Methylhexane	0.235 / 0.785		N/A	ND	
3-Ethylpentane	0.304 / 1.012		N/A	ND	
n-Heptane	13.12 / 43.72	5000	N/A	ND	PASS
Total Heptanes				ND	
Cycloheptane	0.597 / 1.989		N/A	ND	
Benzene	0.089 / 0.295	1	N/A	ND	PASS
Toluene	0.115 / 0.382	890	N/A	ND	PASS
Cumene	0.180 / 0.600		N/A	ND	
1,3-Dimethylbenzene / 1,4-Dimethylbenzene	0.451 / 1.502		N/A	ND	
1,2-Dimethylbenzene (o-Xylene)	0.387 / 1.289		N/A	ND	
Ethylbenzene	0.370 / 1.233		N/A	ND	
Total Xylenes		2170		ND	PASS
Methanol	53.92 / 163.4	3000	N/A	ND	PASS
Ethanol	8.984 / 27.23	5000	N/A	ND	PASS
1-Propanol	1.540 / 5.133		N/A	ND	
2-Propanol (Isopropyl Alcohol)	8.421 / 25.52	5000	N/A	ND	PASS
1-Butanol	0.475 / 1.582		N/A	ND	
2-Butanol	7.248 / 24.16		N/A	ND	
1-Pentanol	1.461 / 4.869		N/A	ND	
Acetone	10.59 / 32.08	5000	N/A	ND	PASS
2-Butanone	0.169 / 0.564		N/A	ND	
Tetrahydrofuran	0.622 / 2.075		N/A	ND	
Ethyl Ether	0.197 / 0.658	5000	N/A	ND	PASS
Ethylene Glycol	3.803 / 12.68		N/A	ND	
2-Ethoxyethanol	1.235 / 4.118		N/A	ND	
1,2-Dimethoxyethane	2.116 / 7.052		N/A	ND	
1,4-Dioxane	0.468 / 1.558		N/A	ND	
Ethylene Oxide	0.253 / 0.844	1	N/A	ND	PASS
Ethyl Acetate	1.123 / 3.745	5000	±0.1085	7.281	PASS
Isopropyl Acetate	0.347 / 1.158		N/A	ND	

Continued on next page



Residual Solvents Analysis
Continued

RESIDUAL SOLVENTS TEST RESULTS - 10/14/2023 *continued* ✔ PASS

COMPOUND	LOD/LOQ (µg/g)	ACTION LIMIT (µg/g)	MEASUREMENT UNCERTAINTY (µg/g)	RESULT (µg/g)	RESULT
Chloroform	0.251 / 0.838	1	N/A	ND	PASS
Dichloromethane (Methylene Chloride)	2.651 / 8.838	1	N/A	ND	PASS
Trichloroethylene	0.299 / 0.996	1	N/A	ND	PASS
1,2-Dichloroethane	0.162 / 0.541	1	N/A	ND	PASS
1,1-Dichloroethene	0.185 / 0.616		N/A	ND	
1,2-Dichloroethene	0.428 / 1.427		N/A	ND	
Sulfolane	47.66 / 158.9		N/A	ND	
Dimethyl Sulfoxide	6.168 / 20.56		N/A	ND	
Acetonitrile	1.595 / 4.833	410	N/A	ND	PASS
Pyridine	0.407 / 1.355		N/A	ND	
N,N-Dimethylacetamide	0.127 / 0.422		N/A	ND	
N,N-Dimethylformamide	0.946 / 3.153		N/A	ND	

Heavy Metals Analysis

Heavy metal analysis utilizing inductively coupled plasma-mass spectrometry (ICP-MS).

Method: OSP 1160 - Analysis of Heavy Metals by ICP-MS

HEAVY METALS TEST RESULTS - 10/14/2023 ✔ PASS

COMPOUND	LOD/LOQ (µg/g)	ACTION LIMIT (µg/g)	MEASUREMENT UNCERTAINTY (µg/g)	RESULT (µg/g)	RESULT
Arsenic	0.02 / 0.1	1.5	N/A	ND	PASS
Cadmium	0.02 / 0.05	0.5	N/A	ND	PASS
Lead	0.04 / 0.1	0.5	N/A	ND	PASS
Mercury	0.002 / 0.01	3	N/A	ND	PASS

Microbiology Analysis

PCR AND PLATING

Analysis conducted by polymerase chain reaction (PCR) and fluorescence detection of microbiological contaminants.

Method: QSP 1221 - Analysis of Microbiological Contaminants

MICROBIOLOGY TEST RESULTS (PCR) - 10/18/2023 ✔ PASS

COMPOUND	ACTION LIMIT (cfu/g)	RESULT (cfu/g)	RESULT
Shiga toxin-producing <i>Escherichia coli</i>	Not Detected in 1g	ND	PASS
<i>Salmonella</i> spp.	Not Detected in 1g	ND	PASS
<i>Aspergillus fumigatus</i>	Not Detected in 1g	ND	PASS
<i>Aspergillus flavus</i>	Not Detected in 1g	ND	PASS
<i>Aspergillus niger</i>	Not Detected in 1g	ND	PASS
<i>Aspergillus terreus</i>	Not Detected in 1g	ND	PASS
<i>Candida albicans</i>		ND	
<i>Campylobacter</i> spp.		ND	
<i>Yersinia</i> spp.		ND	
<i>Listeria monocytogenes</i>		ND	
<i>Pseudomonas aeruginosa</i>		ND	
Bile-Tolerant Gram-Negative Bacteria		ND	
<i>Staphylococcus aureus</i>		ND	



Microbiology Analysis *Continued*

MICROBIOLOGY TEST RESULTS (PLATING) - 10/18/2023 ND

Analysis conducted by 3M™ Petrifilm™ and plate counts of microbiological contaminants.

Method: OSP 6794 - Plating with 3M™ Petrifilm™

COMPOUND	RESULT (cfu/g)
Total Aerobic Bacteria	ND
Total Yeast and Mold	ND
Total Enterobacteriaceae	ND
<i>Escherichia coli</i>	ND
Coliforms	ND



Certificate of Analysis

QA SAMPLE - INFORMATIONAL ONLY

1 of 3

ICAL ID: 20231026-001
 Sample: CA231026-001-001
 Martha Stewart - Yuzu Chill Gummy-25mg CBD
 50mg L-Theanine - ITM002203 - MS-GU-YUZ-236-001
 Strain: Martha Stewart - Yuzu Chill Gummy-25mg
 CBD 50mg L-Theanine - ITM002203 - MS-GU-YUZ-236-001
 Category: Ingestible
 Type: Other

Open Book Extracts
 Lic. #
 317 Lucy Garrett Rd
 Roxboro, NC 27574
 Lic. #

Batch#: 0000002635
 Batch Size Collected:
 Total Batch Size:
 Collected: 10/26/2023; Received: 10/26/2023
 Completed: 10/26/2023

Moisture NT	$\Delta 9$ -THC NR	CBD NR	Total Cannabinoids ND	Total Terpenes NT
Water Activity NT				

Summary	SOP Used	Date Tested	
Batch Cannabinoids	POT-PREP-002 High	10/26/2023	Complete Complete



Scan to see results

Cannabinoid Profile

1 Unit = gummy, 3.92 g.

Analyte	LOQ (mg/g)	LOD (mg/g)	%	mg/g	mg/unit	Analyte	LOQ (mg/g)	LOD (mg/g)	%	mg/g	mg/unit
---------	------------	------------	---	------	---------	---------	------------	------------	---	------	---------

Total THC=THCa * 0.877 + d9-THC + d8-THC; Total CBD = CBDA * 0.877 + CBD. LOD= Limit of Detection, LOQ= Limit of Quantitation, ND= Not Detected, NR= Not Reported. Potency is reported on a dry weight basis. Instrumentation and analysis SOPs used: Cannabinoids:UHPLC-DAD(POT-INST-005),Moisture:Moisture Analyzer(MOISTURE-001),Water Activity:Water Activity Meter(WA-INST-002), Foreign Material:Microscope(FOREIGN-001). Density measured at 19-24 °C, Water Activity measured at 0-90% RH. All QA submitted by the client, All CA State Compliance sampled using SAMPL-SOP-001.

Terpene Profile

Analyte	LOQ (mg/g)	LOD (mg/g)	%	mg/g	Analyte	LOQ (mg/g)	LOD (mg/g)	%	mg/g
---------	------------	------------	---	------	---------	------------	------------	---	------

NR= Not Reported (no analysis was performed), ND= Not Detected (the concentration is less than the Limit of Detection (LOD)). Analytical instrumentation used: HS-GC-MS; samples analyzed according to SOP TERP-INST-003.



Infinite Chemical Analysis Labs
 8312 Miramar Mall
 San Diego, CA
 (858) 623-2740
 www.infiniteCAL.com
 Lic# C8-0000047-LIC

Josh M Swider
 Josh Swider
 Lab Director, Managing Partner
 10/26/2023

Confident Cannabis
 All Rights Reserved
 support@confidentcannabis.com
 (866) 506-5866
 www.confidentcannabis.com



This product has been tested by Infinite Chemical Analysis, LLC using valid testing methodologies and a quality system as required by state law. All LQC samples were performed and met the prescribed acceptance criteria in 16 CCR section 15730, pursuant to 16 CCR section 15726(e)(13). Values reported relate only to the product tested. Infinite Chemical Analysis, LLC makes no claims as to the efficacy, safety or other risks associated with any detected or non-detected levels of any compounds reported herein. This Certificate shall not be reproduced except in full, without the written approval of Infinite Chemical Analysis, LLC.



Certificate of Analysis

QA SAMPLE - INFORMATIONAL ONLY

2 of 3

ICAL ID: 20231026-001
 Sample: CA231026-001-001
 Martha Stewart - Yuzu Chill Gummy-25mg CBD
 50mg L-Theanine - ITM002203 - MS-GU-YUZ-236-001
 Strain: Martha Stewart - Yuzu Chill Gummy-25mg
 CBD 50mg L-Theanine - ITM002203 - MS-GU-YUZ-236-001
 Category: Ingestible
 Type: Other

Open Book Extracts
 Lic. #
 317 Lucy Garrett Rd
 Roxboro, NC 27574
 Lic. #

Batch#: 0000002635
 Batch Size Collected:
 Total Batch Size:
 Collected: 10/26/2023; Received: 10/26/2023
 Completed: 10/26/2023

Residual Solvent Analysis

Category 1	LOQ	LOD	Limit	Status	Category 2	LOQ	LOD	Limit	Status	Category 2	LOQ	LOD	Limit	Status
------------	-----	-----	-------	--------	------------	-----	-----	-------	--------	------------	-----	-----	-------	--------

NR= Not Reported (no analysis was performed), ND= Not Detected (the concentration is less then the Limit of Detection (LOD)). Analytical instrumentation used: HS-GC-MS; samples analyzed according to SOP RS-INST-003.

Heavy Metal Screening


LOQ	LOD	Limit	Status
-----	-----	-------	--------

NR= Not Reported (no analysis was performed), ND= Not Detected (the concentration is less then the Limit of Detection (LOD)). Analytical instrumentation used: ICP-MS; samples analyzed according to SOP HM-INST-003.

Microbiological Screening

Limit	Result	Status
-------	--------	--------

ND=Not Detected. Analytical instrumentation used:qPCR; samples analyzed according to SOP MICRO-INST-001.



Infinite Chemical Analysis Labs
 8312 Miramar Mall
 San Diego, CA
 (858) 623-2740
 www.infiniteCAL.com
 Lic# C8-0000047-LIC

Josh M Swider

Josh Swider
 Lab Director, Managing Partner
 10/26/2023

Confident Cannabis
 All Rights Reserved
 support@confidentcannabis.com
 (866) 506-5866
 www.confidentcannabis.com



This product has been tested by Infinite Chemical Analysis, LLC using valid testing methodologies and a quality system as required by state law. All LQC samples were performed and met the prescribed acceptance criteria in 16 CCR section 15730, pursuant to 16 CCR section 15726(e)(13). Values reported relate only to the product tested. Infinite Chemical Analysis, LLC makes no claims as to the efficacy, safety or other risks associated with any detected or non-detected levels of any compounds reported herein. This Certificate shall not be reproduced except in full, without the written approval of Infinite Chemical Analysis, LLC.



Certificate of Analysis

QA SAMPLE - INFORMATIONAL ONLY

3 of 3

ICAL ID: 20231026-001
 Sample: CA231026-001-001
 Martha Stewart - Yuzu Chill Gummy-25mg CBD
 50mg L-Theanine - ITM002203 - MS-GU-YUZ-236-001
 Strain: Martha Stewart - Yuzu Chill Gummy-25mg
 CBD 50mg L-Theanine - ITM002203 - MS-GU-YUZ-236-001
 Category: Ingestible
 Type: Other

Open Book Extracts
 Lic. #
 317 Lucy Garrett Rd
 Roxboro, NC 27574
 Lic. #

Batch#: 0000002635
 Batch Size Collected:
 Total Batch Size:
 Collected: 10/26/2023; Received: 10/26/2023
 Completed: 10/26/2023

Chemical Residue Screening

Category 1	LOQ	LOD	Status	Mycotoxins	LOQ	LOD	Limit	Status
------------	-----	-----	--------	------------	-----	-----	-------	--------

Category 2	LOQ	LOD	Limit	Status	Category 2	LOQ	LOD	Limit	Status
------------	-----	-----	-------	--------	------------	-----	-----	-------	--------

Other Analyte(s): L-Theanine: 1.29%; 50.68mg/gummy

NR= Not Reported (no analysis was performed), ND= Not Detected (the concentration is less than the Limit of Detection (LOD)). Analytical instrumentation used: LC-MS-MS & GC-MS-MS; samples analyzed according to SOPs PESTMYCO-LC-INST-004 and PEST-GC-INST-003.



Infinite Chemical Analysis Labs
 8312 Miramar Mall
 San Diego, CA
 (858) 623-2740
 www.infiniteCAL.com
 Lic# C8-0000047-LIC

Josh M Swider

Josh Swider
 Lab Director, Managing Partner
 10/26/2023

Confident Cannabis
 All Rights Reserved
 support@confidentcannabis.com
 (866) 506-5866
 www.confidentcannabis.com



This product has been tested by Infinite Chemical Analysis, LLC using valid testing methodologies and a quality system as required by state law. All LQC samples were performed and met the prescribed acceptance criteria in 16 CCR section 15730, pursuant to 16 CCR section 15726(e)(13). Values reported relate only to the product tested. Infinite Chemical Analysis, LLC makes no claims as to the efficacy, safety or other risks associated with any detected or non-detected levels of any compounds reported herein. This Certificate shall not be reproduced except in full, without the written approval of Infinite Chemical Analysis, LLC.

SAMPLE NAME: Martha Stewart- Pomelo Chill Gummy-25mg CBD 50mg L-Theanine - ITM002202 - MS1337P3284
 Infused, Solid Edible

CULTIVATOR / MANUFACTURER

Business Name:
License Number:
Address:

DISTRIBUTOR / TESTED FOR

Business Name: Open Book Extracts
License Number:
Address: 317 Lucy Garrett Road
 Roxboro NC 27574


SAMPLE DETAIL

Batch Number: 0000002635
Sample ID: 231013M017

Date Collected: 10/13/2023
Date Received: 10/13/2023
Batch Size:
Sample Size: 48.0 units
Unit Mass:
Serving Size: 4 grams per Serving



Scan QR code to verify authenticity of results.

CANNABINOID ANALYSIS - SUMMARY

Total THC: Not Detected
Total CBD: 7.119 mg/g
Sum of Cannabinoids: 7.148 mg/g
Total Cannabinoids: 7.148 mg/g

Total THC/CBD is calculated using the following formulas to take into account the loss of a carboxyl group during the decarboxylation step:
 Total THC = Δ^9 -THC + (THCa (0.877))
 Total CBD = CBD + (CBDa (0.877))
 Sum of Cannabinoids = Δ^9 -THC + THCa + CBD + CBDa + CBG + CBGa + THCV + THCVa + CBC + CBCa + CBDV + CBDVa + Δ^8 -THC + CBL + CBN
 Total Cannabinoids = (Δ^9 -THC+0.877*THCa) + (CBD+0.877*CBDa) + (CBG+0.877*CBGa) + (THCV+0.877*THCVa) + (CBC+0.877*CBCa) + (CBDV+0.877*CBDVa) + Δ^8 -THC + CBL + CBN

SAFETY ANALYSIS - SUMMARY


Δ^9-THC per Serving: ✔PASS	Pesticides: ✔PASS	Mycotoxins: ✔PASS
Residual Solvents: ✔PASS	Heavy Metals: ✔PASS	Microbiology (PCR): ✔PASS
Microbiology (Plating): ND		

For quality assurance purposes. Not a Regulatory Hemp Lab Test Report. These results relate only to the sample included on this report. This report shall not be reproduced, except in full, without written approval of the laboratory.

Sample Certification: California Code of Regulations Title 4 Division 19. Department of Cannabis Control Business and Professions Code. Reference: Sections 26100, 26104 and 26110, Business and Professions Code.

Decision Rule: Statements of conformity (e.g. Pass/Fail) to specifications are made in this report without taking measurement uncertainty into account. Where statements of conformity are made in this report, the following decision rules are applied: PASS - Results within limits/specifications, FAIL - Results exceed limits/specifications.

References: limit of detection (LOD), limit of quantification (LOQ), not detected (ND), not tested (NT), too numerous to count >250 cfu/plate (TNTC), colony-forming unit (cfu)


 LQC verified by: Kelsey Cochran
 Job Title: Laboratory Technician I
 Date: 10/18/2023


 Approved by: Josh Wurzer
 Job Title: Chief Compliance Officer
 Date: 10/18/2023



Cannabinoid Analysis

Tested by high-performance liquid chromatography with diode-array detection (HPLC-DAD).

Method: QSP 1157 - Analysis of Cannabinoids by HPLC-DAD

TOTAL THC: **Not Detected**

Total THC (Δ^9 -THC+0.877*THCa)

TOTAL CBD: **7.119 mg/g**

Total CBD (CBD+0.877*CBDa)

TOTAL CANNABINOIDS: **7.148 mg/g**

Total Cannabinoids (Total THC) + (Total CBD) + (Total CBG) + (Total THCV) + (Total CBC) + (Total CBDV) + Δ^8 -THC + CBL + CBN

TOTAL CBG: **ND**

Total CBG (CBG+0.877*CBGa)

TOTAL THCV: **ND**

Total THCV (THCV+0.877*THCVa)

TOTAL CBC: **ND**

Total CBC (CBC+0.877*CBCa)

TOTAL CBDV: **0.029 mg/g**

Total CBDV (CBDV+0.877*CBDVa)

CANNABINOID TEST RESULTS - 10/14/2023

COMPOUND	LOD/LOQ (mg/g)	MEASUREMENT UNCERTAINTY (mg/g)	RESULT (mg/g)	RESULT (%)
CBD	0.004 / 0.011	±0.2655	7.119	0.7119
CBDV	0.002 / 0.012	±0.0012	0.029	0.0029
Δ^9 -THC	0.002 / 0.014	N/A	ND	ND
Δ^8 -THC	0.01 / 0.02	N/A	ND	ND
THCa	0.001 / 0.005	N/A	ND	ND
THCV	0.002 / 0.012	N/A	ND	ND
THCVa	0.002 / 0.019	N/A	ND	ND
CBDa	0.001 / 0.026	N/A	ND	ND
CBDVa	0.001 / 0.018	N/A	ND	ND
CBG	0.002 / 0.006	N/A	ND	ND
CBGa	0.002 / 0.007	N/A	ND	ND
CBL	0.003 / 0.010	N/A	ND	ND
CBN	0.001 / 0.007	N/A	ND	ND
CBC	0.003 / 0.010	N/A	ND	ND
CBCa	0.001 / 0.015	N/A	ND	ND
SUM OF CANNABINOIDS			7.148 mg/g	0.7148%

Serving Size: 4 grams per Serving

Δ^9 -THC per Serving	ND	PASS
Total THC per Serving	ND	
CBD per Serving	28.476 mg/serving	
Total CBD per Serving	28.476 mg/serving	
Sum of Cannabinoids per Serving	28.592 mg/serving	
Total Cannabinoids per Serving	28.592 mg/serving	

Pesticide Analysis

Pesticide and plant growth regulator analysis utilizing high-performance liquid chromatography-mass spectrometry (HPLC-MS) or gas chromatography-mass spectrometry (GC-MS).

*GC-MS utilized where indicated.

Method: QSP 1212 - Analysis of Pesticides and Mycotoxins by LC-MS or QSP 1213 - Analysis of Pesticides by GC-MS

PESTICIDE TEST RESULTS - 10/14/2023 PASS

COMPOUND	LOD/LOQ (µg/g)	ACTION LIMIT (µg/g)	MEASUREMENT UNCERTAINTY (µg/g)	RESULT (µg/g)	RESULT
Abamectin	0.032 / 0.097	0.3	N/A	ND	PASS
Acephate	0.006 / 0.018	5	N/A	ND	PASS
Acequinocyl	0.009 / 0.027	4	N/A	ND	PASS
Acetamiprid	0.016 / 0.049	5	N/A	ND	PASS
Aldicarb	0.030 / 0.090	≥ LOD	N/A	ND	PASS
Allethrin	0.030 / 0.092		N/A	ND	
Atrazine	0.006 / 0.019		N/A	ND	
Azadirachtin	0.082 / 0.248		N/A	ND	
Azoxystrobin	0.003 / 0.009	40	N/A	<LOQ	PASS
Benzovindiflupyr	0.003 / 0.009		N/A	ND	
Bifenazate	0.003 / 0.009	5	N/A	ND	PASS

Continued on next page



Pesticide Analysis *Continued*

PESTICIDE TEST RESULTS - 10/14/2023 *continued* ✔ PASS

COMPOUND	LOD/LOQ (µg/g)	ACTION LIMIT (µg/g)	MEASUREMENT UNCERTAINTY (µg/g)	RESULT (µg/g)	RESULT
Bifenthrin	0.021 / 0.064	0.5	N/A	ND	PASS
Boscalid	0.003 / 0.009	10	N/A	ND	PASS
Buprofezin	0.006 / 0.019		N/A	ND	
Captan	0.045 / 0.135	5	N/A	ND	PASS
Carbaryl	0.007 / 0.020	0.5	N/A	ND	PASS
Carbofuran	0.003 / 0.008	≥ LOD	N/A	ND	PASS
Chlorantraniliprole	0.006 / 0.018	40	N/A	ND	PASS
Chlordane*	0.010 / 0.032	≥ LOD	N/A	ND	PASS
Chlorfenapyr*	0.005 / 0.015	≥ LOD	N/A	ND	PASS
Chlormequat chloride	0.022 / 0.066		N/A	ND	
Chlorpyrifos	0.013 / 0.039	≥ LOD	N/A	ND	PASS
Clofentezine	0.003 / 0.009	0.5	N/A	ND	PASS
Clothianidin	0.008 / 0.025		N/A	ND	
Coumaphos	0.003 / 0.010	≥ LOD	N/A	ND	PASS
Cyantraniliprole	0.003 / 0.010		N/A	ND	
Cyfluthrin	0.052 / 0.159	1	N/A	ND	PASS
Cypermethrin	0.051 / 0.153	1	N/A	ND	PASS
Cyprodinil	0.003 / 0.008		N/A	ND	
Daminozide	0.026 / 0.077	≥ LOD	N/A	ND	PASS
Deltamethrin	0.059 / 0.180		N/A	ND	
Diazinon	0.006 / 0.017	0.2	N/A	ND	PASS
Dichlorvos (DDVP)	0.012 / 0.038	≥ LOD	N/A	ND	PASS
Dimethoate	0.003 / 0.009	≥ LOD	N/A	ND	PASS
Dimethomorph	0.016 / 0.050	20	N/A	ND	PASS
Dinotefuran	0.010 / 0.030		N/A	ND	
Diuron	0.013 / 0.040		N/A	ND	
Dodemorph	0.012 / 0.035		N/A	ND	
Endosulfan sulfate	0.016 / 0.048		N/A	ND	
Endosulfan-α*	0.004 / 0.014		N/A	ND	
Endosulfan-β*	0.006 / 0.019		N/A	ND	
Ethoprophos	0.003 / 0.009	≥ LOD	N/A	ND	PASS
Etofenprox	0.014 / 0.042	≥ LOD	N/A	ND	PASS
Etoxazole	0.007 / 0.020	1.5	N/A	ND	PASS
Etridiazole*	0.002 / 0.005		N/A	ND	
Fenhexamid	0.003 / 0.008	10	N/A	ND	PASS
Fenoxycarb	0.003 / 0.010	≥ LOD	N/A	ND	PASS
Fenpyroximate	0.007 / 0.020	2	N/A	ND	PASS
Fensulfothion	0.003 / 0.010		N/A	ND	
Fenthion	0.003 / 0.010		N/A	ND	
Fenvalerate	0.033 / 0.099		N/A	ND	
Fipronil	0.003 / 0.010	≥ LOD	N/A	ND	PASS

Continued on next page



Pesticide Analysis *Continued*

PESTICIDE TEST RESULTS - 10/14/2023 *continued* ✔ PASS

COMPOUND	LOD/LOQ (µg/g)	ACTION LIMIT (µg/g)	MEASUREMENT UNCERTAINTY (µg/g)	RESULT (µg/g)	RESULT
Flonicamid	0.007 / 0.022	2	N/A	ND	PASS
Fludioxonil	0.003 / 0.010	30	N/A	ND	PASS
Fluopyram	0.003 / 0.009		N/A	ND	
Hexythiazox	0.003 / 0.010	2	N/A	ND	PASS
Imazalil	0.003 / 0.009	≥ LOD	N/A	ND	PASS
Imidacloprid	0.003 / 0.010	3	N/A	ND	PASS
Iprodione	0.077 / 0.233		N/A	ND	
Kinoprene	0.077 / 0.233		N/A	ND	
Kresoxim-methyl	0.006 / 0.019	1	N/A	ND	PASS
λ-Cyhalothrin	0.068 / 0.206		N/A	ND	
Malathion	0.003 / 0.009	5	N/A	ND	PASS
Metalaxyl	0.003 / 0.010	15	N/A	ND	PASS
Methiocarb	0.003 / 0.008	≥ LOD	N/A	ND	PASS
Methomyl	0.008 / 0.025	0.1	N/A	ND	PASS
Methoprene	0.172 / 0.521		N/A	ND	
Mevinphos	0.008 / 0.024	≥ LOD	N/A	ND	PASS
MGK-264	0.015 / 0.047		N/A	ND	
Myclobutanil	0.003 / 0.009	9	N/A	ND	PASS
Naled	0.021 / 0.064	0.5	N/A	ND	PASS
Novaluron	0.002 / 0.005		N/A	ND	
Oxamyl	0.017 / 0.051	0.2	N/A	ND	PASS
Paclobutrazol	0.003 / 0.010	≥ LOD	N/A	ND	PASS
Parathion-methyl	0.016 / 0.050	≥ LOD	N/A	ND	PASS
Pentachloronitrobenzene*	0.004 / 0.012	0.2	N/A	ND	PASS
Permethrin	0.056 / 0.168	20	N/A	ND	PASS
Phenothrin	0.016 / 0.047		N/A	ND	
Phosmet	0.007 / 0.020	0.2	N/A	ND	PASS
Piperonyl Butoxide	0.010 / 0.029	8	N/A	ND	PASS
Pirimicarb	0.003 / 0.009		N/A	ND	
Prallethrin	0.015 / 0.046	0.4	N/A	ND	PASS
Propiconazole	0.027 / 0.080	20	N/A	ND	PASS
Propoxur	0.003 / 0.008	≥ LOD	N/A	ND	PASS
Pyraclostrobin	0.003 / 0.010		N/A	ND	
Pyrethrins	0.016 / 0.049	1	N/A	ND	PASS
Pyridaben	0.005 / 0.017	3	N/A	ND	PASS
Pyriproxyfen	0.003 / 0.009		N/A	ND	
Resmethrin	0.013 / 0.039		N/A	ND	
Spinetoram	0.003 / 0.010	3	N/A	ND	PASS
Spinosad	0.003 / 0.010	3	N/A	ND	PASS
Spirodiclofen	0.031 / 0.093		N/A	ND	
Spiromesifen	0.016 / 0.050	12	N/A	ND	PASS

Continued on next page



Pesticide Analysis *Continued*

PESTICIDE TEST RESULTS - 10/14/2023 *continued* ✔ PASS

COMPOUND	LOD/LOQ (µg/g)	ACTION LIMIT (µg/g)	MEASUREMENT UNCERTAINTY (µg/g)	RESULT (µg/g)	RESULT
Spirotetramat	0.003 / 0.010	13	N/A	ND	PASS
Spiroxamine	0.020 / 0.062	≥ LOD	N/A	ND	PASS
Tebuconazole	0.003 / 0.010	2	N/A	ND	PASS
Tebufenozide	0.003 / 0.008		N/A	ND	
Teflubenzuron	0.007 / 0.022		N/A	ND	
Tetrachlorvinphos	0.003 / 0.008		N/A	ND	
Tetramethrin	0.021 / 0.063		N/A	ND	
Thiabendazole	0.006 / 0.020		N/A	ND	
Thiacloprid	0.003 / 0.009	≥ LOD	N/A	ND	PASS
Thiamethoxam	0.003 / 0.010	4.5	N/A	ND	PASS
Thiophanate-methyl	0.013 / 0.040		N/A	ND	
Trifloxystrobin	0.003 / 0.009	30	N/A	ND	PASS



Mycotoxin Analysis

MYCOTOXIN TEST RESULTS - 10/14/2023 ✔ PASS

Mycotoxin analysis utilizing high-performance liquid chromatography-mass spectrometry (HPLC-MS).

Method: QSP 1212 - Analysis of Pesticides and Mycotoxins by LC-MS

COMPOUND	LOD/LOQ (µg/kg)	ACTION LIMIT (µg/kg)	MEASUREMENT UNCERTAINTY (µg/kg)	RESULT (µg/kg)	RESULT
Aflatoxin B1	1.6 / 5.0		N/A	ND	
Aflatoxin B2	1.4 / 4.1		N/A	ND	
Aflatoxin G1	1.6 / 4.9		N/A	ND	
Aflatoxin G2	1.6 / 5.0		N/A	ND	
Total Aflatoxin		20		ND	PASS
Ochratoxin A	1.6 / 5.0	20	N/A	ND	PASS



Residual Solvents Analysis

RESIDUAL SOLVENTS TEST RESULTS - 10/14/2023 ✔ PASS

Residual Solvent analysis utilizing gas chromatography-mass spectrometry (GC-MS).

Method: QSP 1204 - Analysis of Residual Solvents by GC-MS

Total Butanes = n-Butane + 2-Methylpropane (Isobutane)
Total Pentanes = n-Pentane + 2-Methylbutane (Isopentane)
Total Hexanes = n-Hexane + 2,2-Dimethylbutane (Neohexane) + 2,3-Dimethylbutane / 2-Methylpentane (Isohexane) + 3-Methylpentane
Total Heptanes = 2,2-Dimethylpentane (Neoheptane) + 2,3-Dimethylpentane + 2,4-Dimethylpentane + 3,3-Dimethylpentane + 2,2,3-Trimethylbutane (Triptane) + 2-Methylhexane (Isoheptane) + 3-Methylhexane + 3-Ethylpentane + n-Heptane
Total Xylenes = 1,2-Dimethylbenzene (o-Xylene) + 1,3-Dimethylbenzene (m-Xylene) / 1,4-Dimethylbenzene (p-Xylene) + Ethylbenzene

COMPOUND	LOD/LOQ (µg/g)	ACTION LIMIT (µg/g)	MEASUREMENT UNCERTAINTY (µg/g)	RESULT (µg/g)	RESULT
Propane	0.234 / 0.781	5000	N/A	ND	PASS
2-Methylpropane (Isobutane)	0.052 / 0.173		N/A	ND	
n-Butane	0.019 / 0.063	5000	N/A	ND	PASS
Total Butanes				ND	
2-Methylbutane (Isopentane)	0.310 / 1.035		N/A	ND	
2,2-Dimethylpropane (Neopentane)	0.035 / 0.117		N/A	ND	
n-Pentane	0.310 / 1.033	5000	N/A	ND	PASS
Total Pentanes				ND	
2,2-Dimethylbutane (Neohexane)	9.831 / 32.77		N/A	ND	
2,3-Dimethylbutane / 2-Methylpentane	0.381 / 1.271		N/A	ND	
3-Methylpentane	0.109 / 0.365		N/A	ND	

Continued on next page



 **Residual Solvents Analysis**
Continued

RESIDUAL SOLVENTS TEST RESULTS - 10/14/2023 *continued* ✔ PASS

COMPOUND	LOD/LOQ (µg/g)	ACTION LIMIT (µg/g)	MEASUREMENT UNCERTAINTY (µg/g)	RESULT (µg/g)	RESULT
n-Hexane	0.110 / 0.366	290	N/A	ND	PASS
Total Hexanes				ND	
Cyclohexane	0.357 / 1.190		N/A	ND	
2,2-Dimethylpentane (Neoheptane)	0.493 / 1.642		N/A	ND	
2,3-Dimethylpentane	1.009 / 3.365		N/A	ND	
2,4-Dimethylpentane	0.737 / 2.458		N/A	ND	
3,3-Dimethylpentane	0.198 / 0.660		N/A	ND	
2,2,3-Trimethylbutane (Triptane)	0.521 / 1.738		N/A	ND	
2-Methylhexane (Isoheptane)	0.610 / 2.034		N/A	ND	
3-Methylhexane	0.235 / 0.785		N/A	ND	
3-Ethylpentane	0.304 / 1.012		N/A	ND	
n-Heptane	13.12 / 43.72	5000	N/A	ND	PASS
Total Heptanes				ND	
Cycloheptane	0.597 / 1.989		N/A	ND	
Benzene	0.089 / 0.295	1	N/A	ND	PASS
Toluene	0.115 / 0.382	890	N/A	ND	PASS
Cumene	0.180 / 0.600		N/A	ND	
1,3-Dimethylbenzene / 1,4-Dimethylbenzene	0.451 / 1.502		N/A	ND	
1,2-Dimethylbenzene (o-Xylene)	0.387 / 1.289		N/A	ND	
Ethylbenzene	0.370 / 1.233		N/A	ND	
Total Xylenes		2170		ND	PASS
Methanol	53.92 / 163.4	3000	N/A	ND	PASS
Ethanol	8.984 / 27.23	5000	N/A	ND	PASS
1-Propanol	1.540 / 5.133		N/A	ND	
2-Propanol (Isopropyl Alcohol)	8.421 / 25.52	5000	N/A	ND	PASS
1-Butanol	0.475 / 1.582		N/A	ND	
2-Butanol	7.248 / 24.16		N/A	ND	
1-Pentanol	1.461 / 4.869		N/A	ND	
Acetone	10.59 / 32.08	5000	N/A	ND	PASS
2-Butanone	0.169 / 0.564		N/A	ND	
Tetrahydrofuran	0.622 / 2.075		N/A	ND	
Ethyl Ether	0.197 / 0.658	5000	N/A	ND	PASS
Ethylene Glycol	3.803 / 12.68		N/A	ND	
2-Ethoxyethanol	1.235 / 4.118		N/A	ND	
1,2-Dimethoxyethane	2.116 / 7.052		N/A	ND	
1,4-Dioxane	0.468 / 1.558		N/A	ND	
Ethylene Oxide	0.253 / 0.844	1	N/A	ND	PASS
Ethyl Acetate	1.123 / 3.745	5000	±0.3297	22.126	PASS
Isopropyl Acetate	0.347 / 1.158		N/A	ND	

Continued on next page



Residual Solvents Analysis

Continued

RESIDUAL SOLVENTS TEST RESULTS - 10/14/2023 *continued* ✔ PASS

COMPOUND	LOD/LOQ (µg/g)	ACTION LIMIT (µg/g)	MEASUREMENT UNCERTAINTY (µg/g)	RESULT (µg/g)	RESULT
Chloroform	0.251 / 0.838	1	N/A	ND	PASS
Dichloromethane (Methylene Chloride)	2.651 / 8.838	1	N/A	ND	PASS
Trichloroethylene	0.299 / 0.996	1	N/A	ND	PASS
1,2-Dichloroethane	0.162 / 0.541	1	N/A	ND	PASS
1,1-Dichloroethene	0.185 / 0.616		N/A	ND	
1,2-Dichloroethene	0.428 / 1.427		N/A	ND	
Sulfolane	47.66 / 158.9		N/A	ND	
Dimethyl Sulfoxide	6.168 / 20.56		N/A	ND	
Acetonitrile	1.595 / 4.833	410	N/A	ND	PASS
Pyridine	0.407 / 1.355		N/A	ND	
N,N-Dimethylacetamide	0.127 / 0.422		N/A	ND	
N,N-Dimethylformamide	0.946 / 3.153		N/A	ND	

Heavy Metals Analysis

Heavy metal analysis utilizing inductively coupled plasma-mass spectrometry (ICP-MS).

Method: OSP 1160 - Analysis of Heavy Metals by ICP-MS

HEAVY METALS TEST RESULTS - 10/14/2023 ✔ PASS

COMPOUND	LOD/LOQ (µg/g)	ACTION LIMIT (µg/g)	MEASUREMENT UNCERTAINTY (µg/g)	RESULT (µg/g)	RESULT
Arsenic	0.02 / 0.1	1.5	N/A	ND	PASS
Cadmium	0.02 / 0.05	0.5	N/A	ND	PASS
Lead	0.04 / 0.1	0.5	N/A	ND	PASS
Mercury	0.002 / 0.01	3	N/A	ND	PASS

Microbiology Analysis

PCR AND PLATING

Analysis conducted by polymerase chain reaction (PCR) and fluorescence detection of microbiological contaminants.

Method: QSP 1221 - Analysis of Microbiological Contaminants

MICROBIOLOGY TEST RESULTS (PCR) - 10/18/2023 ✔ PASS

COMPOUND	ACTION LIMIT (cfu/g)	RESULT (cfu/g)	RESULT
Shiga toxin-producing <i>Escherichia coli</i>	Not Detected in 1g	ND	PASS
<i>Salmonella</i> spp.	Not Detected in 1g	ND	PASS
<i>Aspergillus fumigatus</i>	Not Detected in 1g	ND	PASS
<i>Aspergillus flavus</i>	Not Detected in 1g	ND	PASS
<i>Aspergillus niger</i>	Not Detected in 1g	ND	PASS
<i>Aspergillus terreus</i>	Not Detected in 1g	ND	PASS
<i>Candida albicans</i>		ND	
<i>Campylobacter</i> spp.		ND	
<i>Yersinia</i> spp.		ND	
<i>Listeria monocytogenes</i>		ND	
<i>Pseudomonas aeruginosa</i>		ND	
Bile-Tolerant Gram-Negative Bacteria		ND	
<i>Staphylococcus aureus</i>		ND	



Microbiology Analysis *Continued*

MICROBIOLOGY TEST RESULTS (PLATING) - 10/18/2023 ND

Analysis conducted by 3M™ Petrifilm™ and plate counts of microbiological contaminants.

Method: OSP 6794 - Plating with 3M™ Petrifilm™

COMPOUND	RESULT (cfu/g)
Total Aerobic Bacteria	ND
Total Yeast and Mold	ND
Total Enterobacteriaceae	ND
<i>Escherichia coli</i>	ND
Coliforms	ND





Certificate of Analysis

QA SAMPLE - INFORMATIONAL ONLY

1 of 3

ICAL ID: 20231026-004
 Sample: CA231026-001-004
 Martha Stewart - Pomelo Chill Gummy-25mg CBD
 50mg L-Theanine - ITM002202 - MS-GU-PMO-234-004
 Strain: Martha Stewart - Pomelo Chill Gummy-25mg CBD 50mg L-Theanine - ITM002202 - MS-GU-PMO-234-004
 Category: Ingestible
 Type: Other

Open Book Extracts
 Lic. #
 317 Lucy Garrett Rd
 Roxboro, NC 27574
 Lic. #

Batch#: 0000002635
 Batch Size Collected:
 Total Batch Size:
 Collected: 10/26/2023; Received: 10/26/2023
 Completed: 10/26/2023

Moisture NT	$\Delta 9$ -THC NR	CBD NR	Total Cannabinoids ND	Total Terpenes NT
Water Activity NT				

Summary	SOP Used	Date Tested	
Batch Cannabinoids	POT-PREP-002 High	10/26/2023	Complete Complete



Scan to see results

Cannabinoid Profile

1 Unit = gummy, 4.05 g.


Analyte	LOQ (mg/g)	LOD (mg/g)	%	mg/g	mg/unit	Analyte	LOQ (mg/g)	LOD (mg/g)	%	mg/g	mg/unit
---------	------------	------------	---	------	---------	---------	------------	------------	---	------	---------

Total THC=THCa * 0.877 + d9-THC + d8-THC + d8-THC; Total CBD = CBDa * 0.877 + CBD. LOD= Limit of Detection, LOQ= Limit of Quantitation, ND= Not Detected, NR= Not Reported. Potency is reported on a dry weight basis. Instrumentation and analysis SOPs used: Cannabinoids:UHPLC-DAD(POT-INST-005),Moisture:Moisture Analyzer(MOISTURE-001),Water Activity:Water Activity Meter(WA-INST-002), Foreign Material:Microscope(FOREIGN-001). Density measured at 19-24 °C, Water Activity measured at 0-90% RH. All QA submitted by the client, All CA State Compliance sampled using SAMPL-SOP-001.

Terpene Profile

Analyte	LOQ (mg/g)	LOD (mg/g)	%	mg/g	Analyte	LOQ (mg/g)	LOD (mg/g)	%	mg/g
---------	------------	------------	---	------	---------	------------	------------	---	------

NR= Not Reported (no analysis was performed), ND= Not Detected (the concentration is less than the Limit of Detection (LOD)). Analytical instrumentation used: HS-GC-MS; samples analyzed according to SOP TERP-INST-003.



Infinite Chemical Analysis Labs
 8312 Miramar Mall
 San Diego, CA
 (858) 623-2740
 www.infiniteCAL.com
 Lic# C8-0000047-LIC

Josh M Swider

Josh Swider
 Lab Director, Managing Partner
 10/26/2023

Confident Cannabis
 All Rights Reserved
 support@confidentcannabis.com
 (866) 506-5866
 www.confidentcannabis.com



This product has been tested by Infinite Chemical Analysis, LLC using valid testing methodologies and a quality system as required by state law. All LQC samples were performed and met the prescribed acceptance criteria in 16 CCR section 15730, pursuant to 16 CCR section 15726(e)(13). Values reported relate only to the product tested. Infinite Chemical Analysis, LLC makes no claims as to the efficacy, safety or other risks associated with any detected or non-detected levels of any compounds reported herein. This Certificate shall not be reproduced except in full, without the written approval of Infinite Chemical Analysis, LLC.



Certificate of Analysis

QA SAMPLE - INFORMATIONAL ONLY

2 of 3

ICAL ID: 20231026-004
 Sample: CA231026-001-004
 Martha Stewart - Pomelo Chill Gummy-25mg CBD
 50mg L-Theanine - ITM002202 - MS-GU-PMO-234-004
 Strain: Martha Stewart - Pomelo Chill Gummy-25mg CBD 50mg L-Theanine - ITM002202 - MS-GU-PMO-234-004
 Category: Ingestible
 Type: Other

Open Book Extracts
 Lic. #
 317 Lucy Garrett Rd
 Roxboro, NC 27574
 Lic. #

Batch#: 0000002635
 Batch Size Collected:
 Total Batch Size:
 Collected: 10/26/2023; Received: 10/26/2023
 Completed: 10/26/2023

Residual Solvent Analysis

Category 1	LOQ	LOD	Limit	Status	Category 2	LOQ	LOD	Limit	Status	Category 2	LOQ	LOD	Limit	Status
------------	-----	-----	-------	--------	------------	-----	-----	-------	--------	------------	-----	-----	-------	--------

NR= Not Reported (no analysis was performed), ND= Not Detected (the concentration is less than the Limit of Detection (LOD)). Analytical instrumentation used: HS-GC-MS; samples analyzed according to SOP RS-INST-003.

Heavy Metal Screening

LOQ	LOD	Limit	Status
-----	-----	-------	--------

NR= Not Reported (no analysis was performed), ND= Not Detected (the concentration is less than the Limit of Detection (LOD)). Analytical instrumentation used: ICP-MS; samples analyzed according to SOP HM-INST-003.

Microbiological Screening

Limit	Result	Status
-------	--------	--------

ND=Not Detected. Analytical instrumentation used:qPCR; samples analyzed according to SOP MICRO-INST-001.



Infinite Chemical Analysis Labs
 8312 Miramar Mall
 San Diego, CA
 (858) 623-2740
 www.infiniteCAL.com
 Lic# C8-0000047-LIC

Josh M Swider

Josh Swider
 Lab Director, Managing Partner
 10/26/2023

Confident Cannabis
 All Rights Reserved
 support@confidentcannabis.com
 (866) 506-5866
 www.confidentcannabis.com



This product has been tested by Infinite Chemical Analysis, LLC using valid testing methodologies and a quality system as required by state law. All LQC samples were performed and met the prescribed acceptance criteria in 16 CCR section 15730, pursuant to 16 CCR section 15726(e)(13). Values reported relate only to the product tested. Infinite Chemical Analysis, LLC makes no claims as to the efficacy, safety or other risks associated with any detected or non-detected levels of any compounds reported herein. This Certificate shall not be reproduced except in full, without the written approval of Infinite Chemical Analysis, LLC.



Certificate of Analysis

QA SAMPLE - INFORMATIONAL ONLY

3 of 3

ICAL ID: 20231026-004
 Sample: CA231026-001-004
 Martha Stewart - Pomelo Chill Gummy-25mg CBD
 50mg L-Theanine - ITM002202 - MS-GU-PMO-234-004
 Strain: Martha Stewart - Pomelo Chill Gummy-25mg CBD 50mg L-Theanine - ITM002202 - MS-GU-PMO-234-004
 Category: Ingestible
 Type: Other

Open Book Extracts
 Lic. #
 317 Lucy Garrett Rd
 Roxboro, NC 27574
 Lic. #

Batch#: 0000002635
 Batch Size Collected:
 Total Batch Size:
 Collected: 10/26/2023; Received: 10/26/2023
 Completed: 10/26/2023

Chemical Residue Screening

Category 1	LOQ	LOD	Status	Mycotoxins	LOQ	LOD	Limit	Status
------------	-----	-----	--------	------------	-----	-----	-------	--------

Category 2	LOQ	LOD	Limit	Status	Category 2	LOQ	LOD	Limit	Status
------------	-----	-----	-------	--------	------------	-----	-----	-------	--------

Other Analyte(s): L-Theanine: 1.28%; 51.89mg/gummy

NR= Not Reported (no analysis was performed), ND= Not Detected (the concentration is less than the Limit of Detection (LOD)). Analytical instrumentation used: LC-MS-MS & GC-MS-MS; samples analyzed according to SOPs PESTMYCO-LC-INST-004 and PEST-GC-INST-003.



Infinite Chemical Analysis Labs
 8312 Miramar Mall
 San Diego, CA
 (858) 623-2740
 www.infiniteCAL.com
 Lic# C8-0000047-LIC

Josh M Swider

Josh Swider
 Lab Director, Managing Partner
 10/26/2023

Confident Cannabis
 All Rights Reserved
 support@confidentcannabis.com
 (866) 506-5866
 www.confidentcannabis.com



This product has been tested by Infinite Chemical Analysis, LLC using valid testing methodologies and a quality system as required by state law. All LQC samples were performed and met the prescribed acceptance criteria in 16 CCR section 15730, pursuant to 16 CCR section 15726(e)(13). Values reported relate only to the product tested. Infinite Chemical Analysis, LLC makes no claims as to the efficacy, safety or other risks associated with any detected or non-detected levels of any compounds reported herein. This Certificate shall not be reproduced except in full, without the written approval of Infinite Chemical Analysis, LLC.